

Section 2C





Stile & Rail Construction
Door Height Assemblies

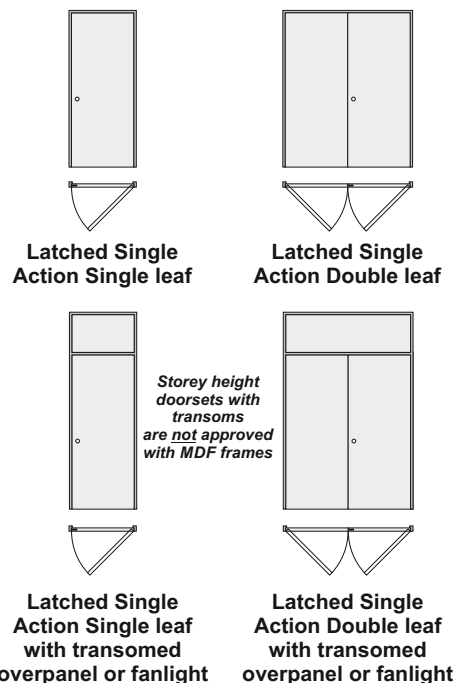
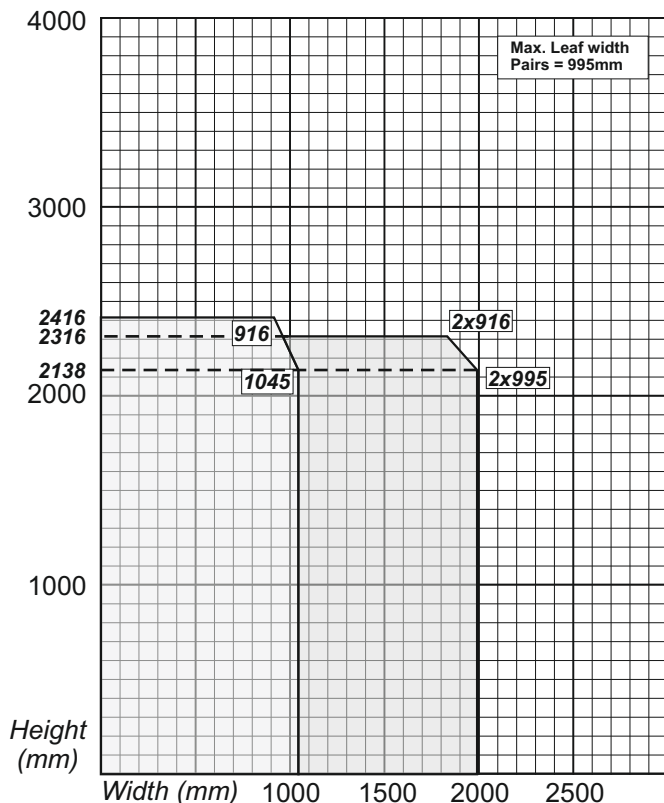
Storey Height Assemblies with Transom

FD30 - BS476 Pt.22 :1987

10x4mm PVC encased
Pyrostrip P100

LATCHED DOORSETS

2C.1



Configuration		Height (mm)	Width (mm)
Latched Single Action Single Door (LSASD)	From	2138	1045
	To	2416	916
Latched Single Action Double Door (LSADD)	From	2138	995
	To	2316	916

Maximum Glazed Area See Section 6:	Single door doorset	1.9m ²	Maximum Overpanel height	Single door doorset	2000mm
	Double door doorset			Double door doorset	1500mm

Frame Specification See Section 7	Single door doorset Double door doorset <i>NOTE: Storey height doorsets with transoms are not approved with MDF frames.</i>	450kg/m ³ Softwood or Hardwood OR 700kg/m ³ MDF OR Streframe
--------------------------------------	---	--

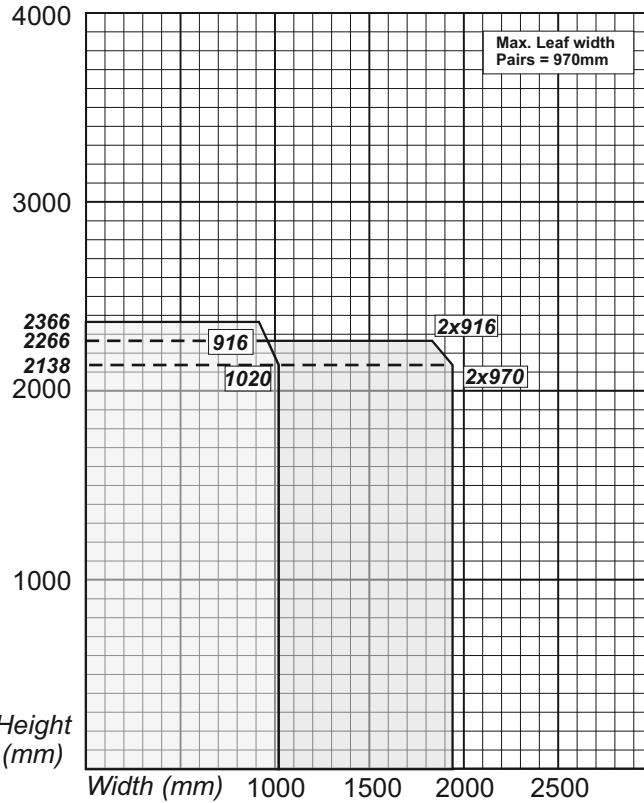
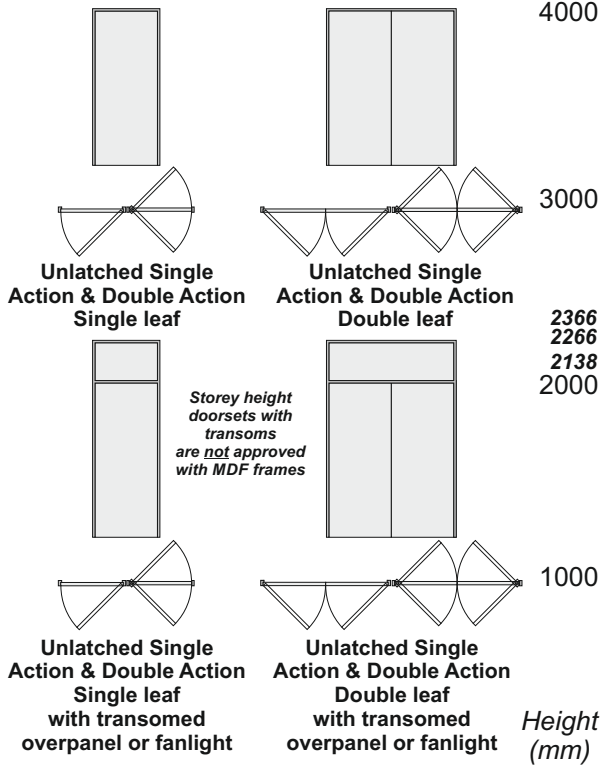
<p>Intumescent Seals 10x4mm PVC encapsulated Pyrostrip P100</p> <p>See Section 4 - Intumescent Seals and Section 9 - Hardware for further information</p>	<p>Head: 10x4mm exposed and fitted centrally in the leaf or frame head. Jams & Overpanel: 10x4mm exposed and centrally fitted to leaf or frame. Meeting edges: Square: 2No. 10x4mm spaced 12mm apart and centrally fitted in one leaf. Rebated: Not approved.</p>
---	--

Strebord 35+ / Wood Frames / FD30 Fire Door Applications



UNLATCHED DOORSETS

**10x4mm PVC encased
Pyrostrip P100**



Configuration		Height (mm)	Width (mm)
Unlatched Single Action Single Door (ULSASD)	From	2138	1020
	To	2366	916
Double Action Single Door (DASD)	From	2138	1020
	To	2366	916
Unlatched Single Action Double Door (ULSADD)	From	2138	970
	To	2266	916
Double Action Double Door (DADD)	From	2138	970
	To	2266	916

Maximum Glazed Area See Section 6:	Single door doorset Double door doorset	1.9m ²	Maximum Overpanel height	Single door doorset Double door doorset	2000mm 1500mm
---------------------------------------	--	-------------------	--------------------------	--	------------------

Frame Specification See Section 7	Single door doorset Double door doorset <i>NOTE: Storey height doorsets with transoms are not approved with MDF frames.</i>	450kg/m ³ Softwood or Hardwood OR 700kg/m ³ MDF OR Streframe
--------------------------------------	---	--

<p>Intumescent Seals 10x4mm PVC encapsulated Pyrostrip P100</p> <p>See Section 4 - Intumescent Seals and Section 9 - Hardware for further information</p>	<p>Head: 10x4mm exposed and fitted centrally in the leaf or frame head. Jams & Overpanel: 10x4mm exposed and centrally fitted to leaf or frame. Meeting edges: Square: 2No. 10x4mm spaced 12mm apart and centrally fitted in one leaf. Rebated: Not approved.</p>
---	--